



KHG(X)3

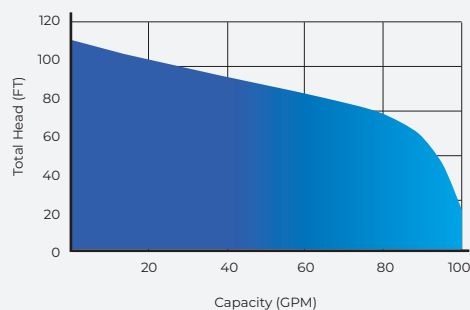
3HP High Head Grinder Pump, 1 or 3 Phase

(Class 1, Div. 1, Groups C & D Hazardous Location)

The KEEN PUMP KHG(X)3 series centrifugal grinder pumps easily handle residential, commercial or industrial sanitary waste, reducing it to a fine slurry. The KHG(X)3 pump is designed for use in pressure sewer applications or any piping network.

The recessed vortex impeller design of the KHG(X)3 grinder pump provides troublefree, non-overloading operation over the entire performance curve. The modular design provides quick and easy serviceability. The hardened stainless steel grinder assembly provides many years of dependable operation.

PERFORMANCE



THE KHG(X)3 SERIES PUMP FEATURES:

- Interchangeable with Competitor Installations
- Dual Silicon-Carbide Mechanical Shaft Seals w/ Viton® Elastomers
- Pressed-In Motor with Internal Overload Protection
- 3-Bearing Shaft Support (Upper / Lower / Sleeve)
- Internal Moisture Detection
- Strong Motor, 1-Phase (208/230) Volt or 3-Phase (208/230/460) Volt

1. WATERTIGHT CABLE ENTRANCE

Agency-approved, watertight strain relief cord grip with compression grommet protects outer cord jacket (FM Explosion-Proof) or Heavy-duty molded compression grommet protects outer cord jacket. Epoxy-filled inner cord cap provides anti-wicking moisture protection to the motor even if the power cable is cut or damaged.

2. MODULAR PUMP DESIGN

Commonality of parts across the Keen product line minimizes the amount of parts required for servicing. Heavy-duty ASTM A48, Class 35 cast iron components.

3. STRONG MOTOR

Powerful high-torque motor for reliable pump operation. Pressed stator securely holds motor and efficiently transfers heat. Class N insulation with overload protection in oil-filled chamber for cool operation and long motor life.

4. 3-BEARING SUPPORT

Motor / Pump shaft securely held with upper and lower ball bearing plus additional sleeve bearing in lower seal chamber. Long 100,000 hour L-10 bearing life.

5. DOUBLE MECHANICAL SEAL PROTECTION

Dual silicon carbide mechanical shaft seals provide twice the moisture protection for the motor. Dual seals are housed in a secondary oil-filled seal chamber. Tougher silicon carbide seals better handle sand, grit and abrasive materials.

6. MOISTURE DETECTION

Seal leak probe signals alarm in control panel for scheduled maintenance.

7. NON-OVERLOADING HYDRAULIC DESIGN

The recessed centrifugal impeller allows 100% performance curve operation from shut-off to maximum flow without damage to the pump or system. The recessed vortex impeller is out of the passageway of fluid flow, eliminating concerns of blockage or wear.

8. PROVEN GRINDER ASSEMBLY

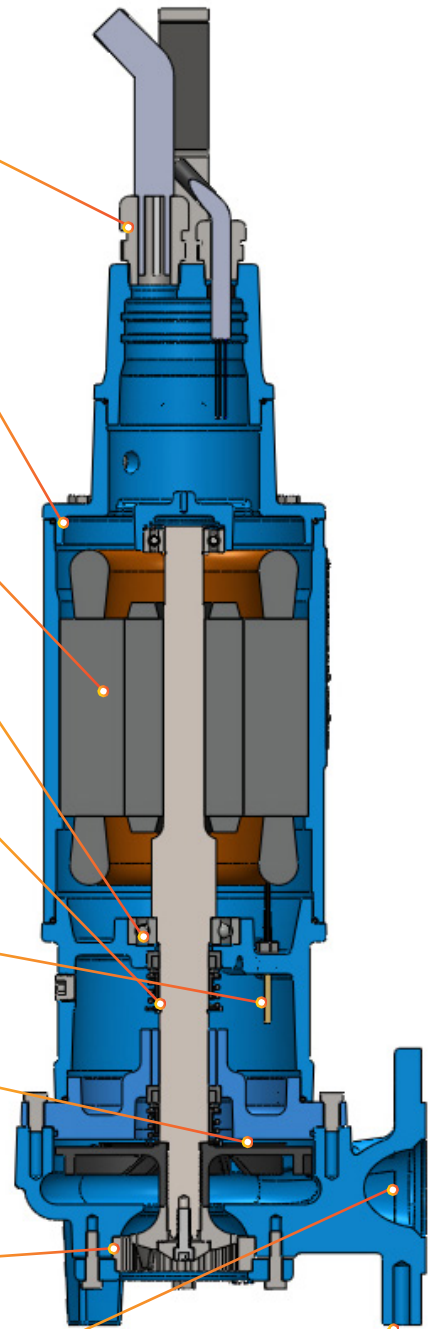
Hardened (Rockwell 56-60) stainless steel grinder assembly has 30+ years proven field experience. The reversible grinder ring and grinder impeller effectively reduce solids into a fine slurry, easily passable in a piping system without concerns of clogging. Highly efficient 12,400 cuts/second.

9. VERSATILE FLANGE CONNECTION

Combination 2-1/2" and 3" horizontal flange. Industry-standard ANSI Class 125 dimensions.

10. ACCESSORIES

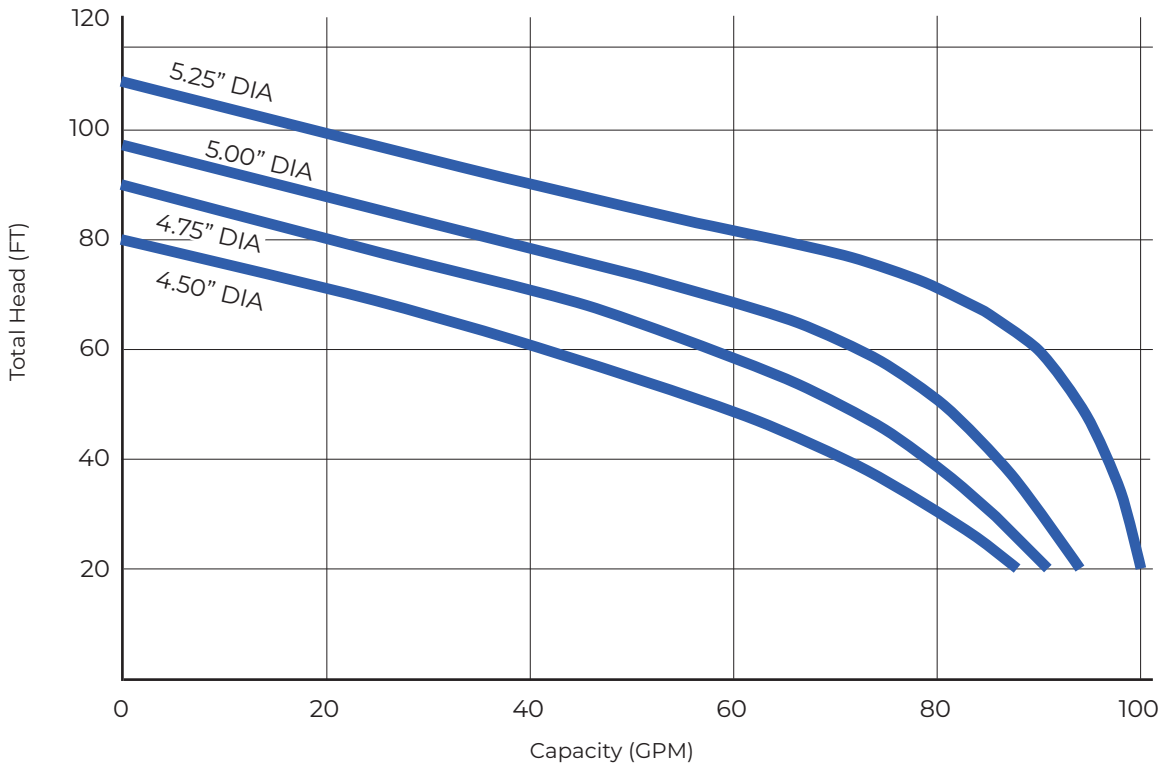
Stainless steel lifting handle included. Anti-Vibration mounting feet OPTIONAL.



3HP SUBMERSIBLE GRINDER PUMP

GENERAL		MOTOR DATA	
Pump Model	KHG(X)3	HP / Power Supply	3HP / 1 ϕ , 60 Hz
		Full Load Amps 208V	27 Amps
PUMP DATA		Start Amps 208V	135 Amps
Date	09/2022	Full Load Amps 230V	25 Amps
Discharge Flange	2-1/2 & 3" ANSI Horizontal	Start Amps 230V	125 Amps
Grinder Ring	25 Slots	Poles / Rated Speed	2 P / 3450 rpm
Impeller Type / Std. Dia.	Recessed / 5.25"	Insulation Class	N
SINGLE PHASE	START KIT SK-5 includes: Start & Run Capacitors, Relay, and Mounting Hardware	Start Capacitor	300 ufd, 250 VAC
		Run Capacitor	30 ufd, 370 VAC

PERFORMANCE CURVE



3HP SUBMERSIBLE GRINDER PUMP

GENERAL		MOTOR DATA	
Pump Model	KHG(X)3	HP / Power Supply	3HP / 3 ϕ , 60 Hz
		Full Load Amps 208V	21 Amps
PUMP DATA		Start Amps 208V	105 Amps
Date	09/2022	Full Load Amps 230V	18 Amps
Discharge Flange	2-1/2 & 3" ANSI Horizontal	Start Amps 230V	90 Amps
Grinder Ring	25 Slots	Full Load 460	9 Amps
Impeller Type / Std. Dia.	Recessed / 5.25"	Start Amps 460	45 Amps
THREE PHASE		Poles / Rated Speed	2P / 3450 rpm
		Insulation Class	N

PERFORMANCE CURVE

